



# USER MANUAL

## POWER CUBE 9000

Product Code: SPL08



www.mipow.com



### 1 INTRODUCTION

#### POWER CUBE 9000

POWER CUBE 9000 is an aluminium alloy housed portable power bank with built-in Lightning connector to charge iPhone 6, iPhone 6 Plus and other Lightning powered iPod, iPhone and iPad. You can use the USB output port to charge most mobile devices. It supports charging two devices at the same time.



POWER CUBE 9000



Micro USB Charging Cable

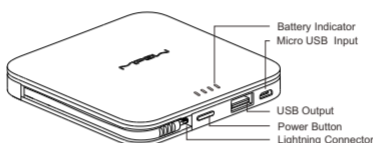


Pouch

### 2 SPECIFICATION

#### POWER CUBE 9000

Output Voltage / Current: 5V / 2.4A (max)  
 Input Voltage / Current: 5V / 1.5A (max)  
 Battery: Li-polymer battery  
 Cycle Life: 500 times  
 Standard Capacity: 9000mAh / 3.7V (33.3Wh)  
 DC Charging Time: 6-7 hours  
 Operating Temperature: 0~45°C  
 Dimensions: 92(L)×92(W)×19(H)mm

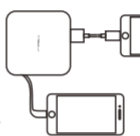


### 3 USE

#### POWER CUBE 9000

##### Charge mobile device

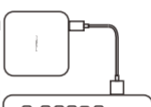
1. Direct plug in the Lightning connector to charge iPod, iPhone & iPad.
2. Use the USB output port to charge most mobile devices (except eg. Nokia and RIM) via their original charging cable. The included Micro USB charging cable can be used to charge Micro USB powered devices.
3. After connected to your device, please press the power button to turn on Power Cube.



##### Recharge POWER CUBE 9000

Use the included Micro USB charging cable to charge Power Cube via any USB powered device, such as AC adaptor or Computer USB port. (Charge and recharge simultaneously)

- The recharge time may vary depending on the power source you're using.



### 4 SAFETY INFORMATION

#### POWER CUBE 9000

Read all instructions and warnings prior to using this product. Improper use of this product may result in product damage, excess heat, toxic fumes, fire or explosion.

1. Carefully read the instructions before using.
2. Use the built-in or supplied cable as much as possible to recharge the power bank.
3. The Lightning connector is designed in accordance with Apple standard sizes however it may not be compatible with some iPhone cases.
4. Do not open or use force in a defective condition.
5. The unit must not be used in confined spaces.
6. Protect from rain and moisture.
7. Keep away from children.
8. Disconnect the device after charging.
9. Confirm your device supports charging from such a device. If you are unsure, please contact dealer.

- Do not attempt to open or disassemble the product, such action will void the warranty.



"Made for iPod," "Made for iPhone," and "Made for iPad" mean that an electronic accessory has been designed to connect specifically to iPod, iPhone, or iPad, respectively, and has been certified by the developer to meet Apple performance standards. Apple is not responsible for the operation of this device or its compliance with safety and regulatory standards. Please note that the use of this accessory with iPod, iPhone, or iPad may affect wireless performance. iPod, iPhone & iPad are trademarks of Apple Inc., registered in the U.S. and other countries. Lightning is a trademark of Apple Inc.

### WARRANTY CARD

Thank you for your purchase of MIPOW's product. MIPOW warrants that the product is at the time of its original purchase free of defects in workmanship and material. This Limited Warranty for the product shall last for twelve (12) months from the date of original purchase. This original warranty card and original invoice must be presented at the time you require warranty service or such warranty will be voided. This limited warranty is valid only if the product is used for the purpose for which it was designed. It does not apply to damage or loss caused by negligence; physical abuse; misuse; accident; exposure to moisture; dampness or extreme temperatures; unauthorized modifications; unauthorized opening or repair; forces of nature; or other actions beyond the reasonable control of MIPOW. In case of when the warranty does not apply, a repair or replacement charge will be incurred. The customer shall be responsible for sending the defective product to and collecting the repaired or replaced product from the service center.

NB: MIPOW reserves the right to interpret the terms and conditions contained herein; and the right to any changes without prior notice.

### FCC STATEMENT

Changes or modifications not expressly approved by the party responsible for compliance could void the user's authority to operate the equipment. This equipment has been tested and found to comply with the limits for a Class B digital device, pursuant to Part 15 of the FCC Rules. These limits are designed to provide reasonable protection against harmful interference in a residential installation. This equipment generates, uses and can radiate radio frequency energy and, if not installed and used in accordance with the instructions, may cause harmful interference to radio communications. However, there is no guarantee that interference will not occur in a particular installation. If this equipment does cause harmful interference to radio or television reception, which can be determined by turning the equipment off and on, the user is encouraged to try to correct the interference by one or more of the following measures:

- Reorient or relocate the receiving antenna.
- Increase the separation between the equipment and receiver.
- Connect the equipment into an outlet on a circuit different from that to which the receiver is connected.
- Consult the dealer or an experienced radio / TV technician for help.

This equipment complies with Part 15 of the FCC Rules.

Operation is subject to the following two conditions:

- (1) This device may not cause harmful interference, and
- (2) This device must accept any interference received, including interference that may cause undesired operation.

### CUSTOMER SERVICE

(USA) - cs.usa@mipow.com  
(Global) - cs@store.mipow.com