



## USER MANUAL

### POWER TUBE 3000

Product Code: SPL08A



www.mipow.com



## 1 INTRODUCTION

### POWER TUBE 3000

Thank you for purchasing the Power Tube 3000, Before installing and using this product, please read the instructions thoroughly and retain them for future reference. We hope you have a pleasant experience!

Power Tube 3000 is a compact all-in-one portable charger with built-in Lightning connector cable, specially designed to charge iPhone and iPod. All-in-one design with built-in male USB connector to recharge Power Tube 3000. An iOS App is available to help monitor the battery level, range and temperature of Power Tube 3000.

## 2 SPECIFICATION

### POWER TUBE 3000

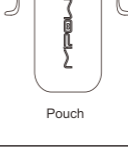
- Input voltage/current: 5V / 1.0A (max)
- Output voltage/current: 5V / 1.0A (max)
- Battery cell: Li-ion
- Recycle: 500 times
- Typical capacity: 3000mAh / 3.8V (11.4Wh)
- Minimum capacity: 2950mAh / 3.8V (11.2Wh)
- Direct charging time: 3-4hours
- Operating Temperature: 0°C~+45°C.
- Dimensions: 25(L) x 25(W) x 105(H)mm

## 3 PRODUCT & ACCESSORIES

### POWER TUBE 3000



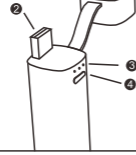
POWER TUBE 3000



Pouch

## 4 OVERVIEW

### POWER TUBE 3000



- 1 Apple Lightning Connector
- 2 Male USB Input Connector
- 3 LED Indicator
- 4 Power Button (press to activate charging and show battery level)

## 5 USE

### POWER TUBE 3000

#### To charge iPhone / iPod via Lightning connector

- Connect it to the Lightning dock on the iPhone / iPod
- Tap the Power Button
- The charging signal will automatically show on the screen.

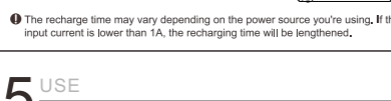


## 5 USE

### POWER TUBE 3000

#### To recharge Power Tube 3000

Plug the male USB connector into any USB powered device.



- The recharge time may vary depending on the power source you're using. If the input current is lower than 1A, the recharging time will be lengthened.

## 5 USE

### POWER TUBE 3000

#### LED Indicator:

##### Recharging Status

Recharging: 3 LEDs blink sequentially

Recharging complete: 3 LEDs are on

##### Battery Level/Charging Status

(press Power Button to check the battery level)

65%~100%: LED 1, 2 and 3 remain on for 5 seconds

30%~65%: LED 1 and 2 remain on for 5 seconds

5%~30%: LED 1 remains on for 5 seconds

<5%: LED 1, 2 and 3 blink

- It is recommended you keep recharging for 30-60 minutes after all LEDs are on.



## 6 APP

### POWER TUBE 3000

MIPOW has specially designed an APP "JuiceSync2" (available on App Store) to wirelessly monitor the battery level, range and temperature of Power Tube 3000.

**Battery Alert:** Display the battery level, prompt you to charge Power Tube 3000 when its battery is low.

**Away Alert:** Monitor the distance between your device and Power Tube 3000, prompt you if the Power Tube 3000 is out of range around 10m, easy to find and hard to be forgotten on the go.

**Temperature Alert:** Display the battery temperature, provides high temperature alert to ensure charging safety when Power Tube 3000 is over 55°C.



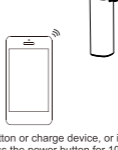
Scan QR to download Apple (iOS) app

## 7 APP PAIRING

### POWER TUBE 3000

#### To pair your mobile device with Power Tube 3000:

- Download and install the JuiceSync2 App from App Store.
- Press the Power Button to activate POWER TUBE's Bluetooth® wireless.
- Activate iPod or iPhone's Bluetooth®, add or search "iPod or iPhone 3000" via the App.
- Display the App interface.
- Press to access the functions.



- If there is no reaction when you press the power button or charge device, or it can't connect with iPod or iPhone Bluetooth®, please press the power button for 10 seconds to reset the Power Tube.

## 8 SAFETY INFORMATION

### POWER TUBE 3000

Read all instructions and warnings prior to using this product. Improper use of this product may result in product damage, excess heat, toxic fumes, fire or explosion.

- Use the built in USB plug to recharge the POWER TUBE 3000.
- Do not open or use force in a defective condition.
- The unit must only be used in specified environment.
- Protect from rain and moisture.
- Keep away from children.
- Disconnect the device from power source after charging.
- Check whether your device supports charging with such a device. If you are unsure please contact your dealer.

- Do not attempt to open or disassemble the product, such action will void the warranty.

## 9 DISCLAIMER

### POWER TUBE 3000

This charger is meant for using only in conjunction with the appropriate mobile device. Please consult your device packaging to determine whether this charger is compatible with your particular mobile device. We, the manufacturer, are not responsible for any damages to any mobile device incurred through use of this product.

**NOTE:** This charger's Lightning connector is designed in accordance with Apple's standard size, not all iPhone with back shell can be directly charged by it.

#### Warranty Note:

The product has standard one-year warranty. For any direct, indirect, incidental or consequential damages or other damages caused by improper handling or disregard of the information contained in this manual, we assume no liability.

## WARRANTY CARD

### Limited Warranty

Thank you for your purchase of MIPOW's product. MIPOW warrants that the product is at the time of its original purchase free of defects in workmanship and material. This Limited Warranty for the product shall last for twelve(12)months from the date of original purchase. This original warranty card and original invoice must be presented at the time you require warranty service or such warranty will be voided. This limited warranty is valid only if the product is used for the purpose for which it was designed. It does not apply to damage or loss caused by negligence; physical abuse; misuse; accident; exposure to moisture; dampness or extreme temperatures; unauthorized modifications; unauthorized opening or repair; forces of nature; or other actions beyond the reasonable control of MIPOW. In case of the warranty does not apply, a repair or replacement charge will be incurred. The customer shall be responsible for sending the defective product to and collecting the repaired or replaced product from the service center.

NB: MIPOW reserves the right to interpret the terms and conditions contained herein; and the right for any changes without prior notice.

## FCC STATEMENT

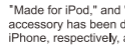
Changes or modifications not expressly approved by the party responsible for compliance could void the user's authority to operate the equipment. This equipment has been tested and found to comply with the limits for a Class B digital device, pursuant to Part 15 of the FCC Rules. These limits are designed to provide reasonable protection against harmful interference in a residential installation. This equipment generates, uses and can radiate radio frequency energy and, if not installed and used in accordance with the instructions, may cause harmful interference to radio communications. However, there is no guarantee that interference will not occur in a particular installation. If this equipment does cause harmful interference to radio or television reception, which can be determined by turning the equipment off and on, the user is encouraged to try to correct the interference by one or more of the following measures:

- Reorient or relocate the receiving antenna.
- Increase the separation between the equipment and receiver.
- Connect the equipment into an outlet on a circuit different from that to which the receiver is connected.
- Consult the dealer or an experienced radio / TV technician for help.

This equipment complies with Part 15 of the FCC Rules.

Operation is subject to the following two conditions: (1) This device may not cause harmful interference, and (2) This device must accept any interference received, including interference that may cause undesired operation.

Caution  
The manufacturer is not responsible for any radio or TV interference caused by unauthorized modifications to this equipment. Such modifications could void the user authority to operate the equipment.



"Made for iPod," and "Made for iPhone" mean that an electronic accessory has been designed to connect specifically to iPod, or iPhone, respectively, and has been certified by the developer to meet Apple performance standards. Apple is not responsible for the operation of this device or its compliance with safety and regulatory standards. Please note that the use of this accessory with iPod, or iPhone may affect wireless performance. iPod and iPhone are trademarks of Apple Inc., registered in the U.S. and other countries. Lightning is a trademark of Apple Inc.

## CUSTOMER SERVICE

(USA) - cs.usa@mipow.com  
(Global) - cs@store.mipow.com